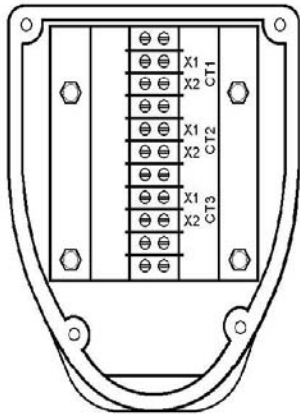




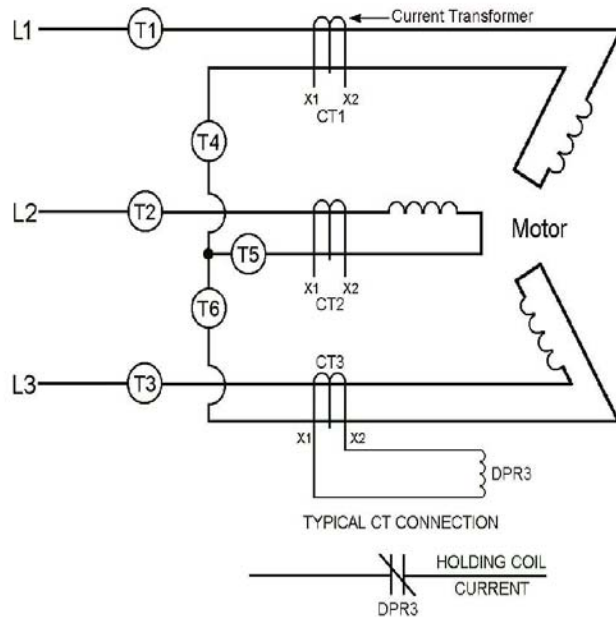
587-18753

Motor Wiring Diagram

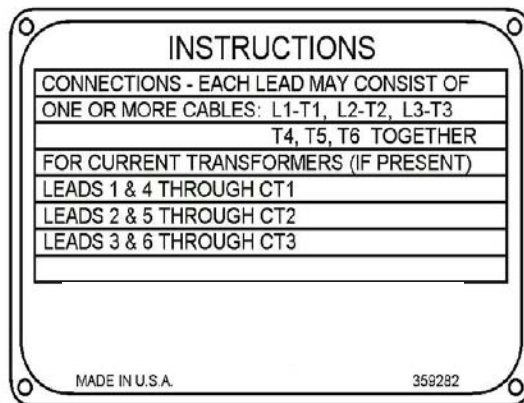
Single Voltage, Wye Connected, With Current Transformers



1.) Current Transformer leads are terminated in an Accessory Outlet Box mounted to the Main Outlet Box.



Wye Connected, Single Winding



To reverse direction of rotation, interchange leads L1 & L2.

Each lead may have one or more cables comprising that lead. In such case, each cable will be marked with the appropriate lead number.

Connection Plate: 958798
 Connection Decal: -----

Revised: 09/08/11

**NIDEC MOTOR CORPORATION
 ST. LOUIS, MISSOURI**