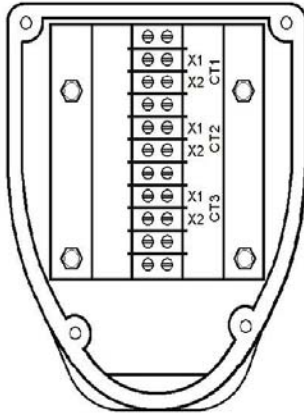




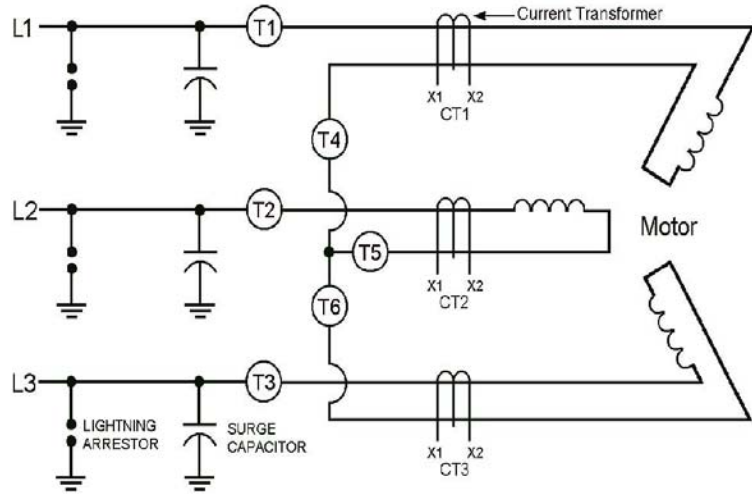
845929

**Motor Wiring Diagram**

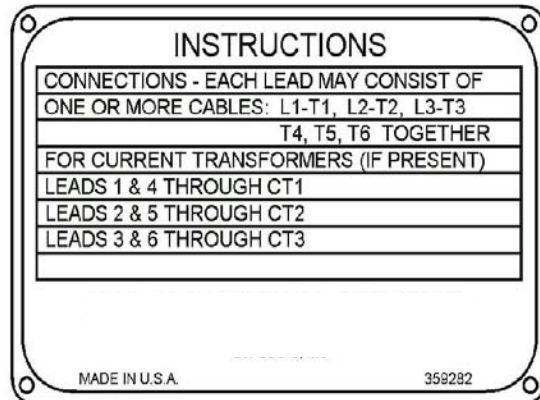
Single Voltage, Wye Connected, With Current Transformers, Lightning Arrestors, & Surge Capacitors



- 1.) Attached incoming power leads to the Lightning Arrestor Terminals.
- 2.) Current Transformer leads are terminated in an Accessory Outlet Box mounted to the Main Outlet Box.



Wye Connected, Single Winding



To reverse direction of rotation, interchange leads L1 & L2.

Each lead may have one or more cables comprising that lead. In such case, each cable will be marked with the appropriate lead number.