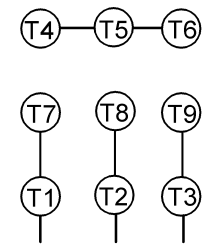
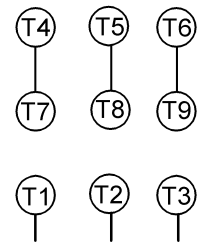


208-230 VOLTS



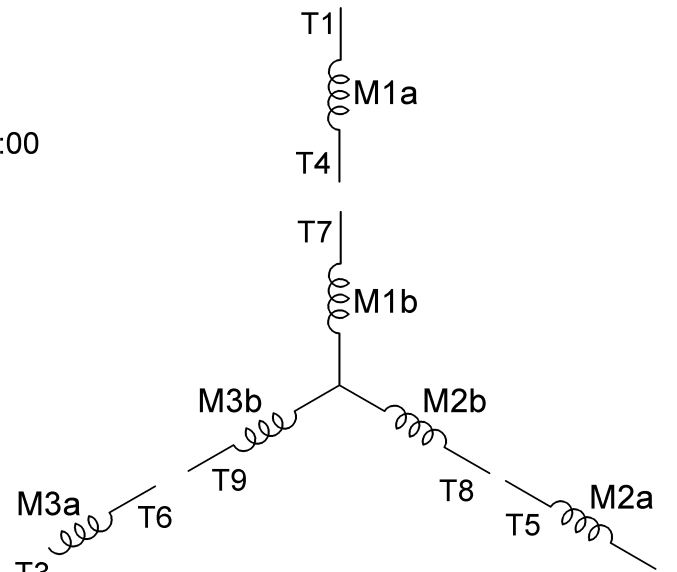
TO LINE

460 VOLTS



TO LINE

TO REVERSE ROTATION  
INTERCHANGE ANY TWO LINE LEADS



ROTATION CW. LEAD END WITH  
T1 - A - PHASE  
T2 - B - PHASE  
T3 - C - PHASE

LEADS TO EXIT STATOR AT 3:00  
FACING LEAD END  
CROSS OVER SLEEVING TO BE USED  
ON T1, T2 & T3

REV. C

REVISION DESCRIPTION FOR: C8396-08		SCALE	UNITS	TITLE		NIDEC MOTOR CORPORATION
UPDATED BACKGROUND TO NIDEC		NONE	IN	DIAGRAM OF CONNECTIONS		
MATERIAL:		TOLERANCES ON DIMENSIONS (UNLESS OTHERWISE SPECIFIED)		ISSUED BY		REVISION DATE
MUST BE COMPLIANT TO RoHS DIRECTIVE EU 2002/95/IEC AND REGULATION EC 1907/2006 (REACH) AS AMENDED		ANGLES X° = ±1°		A. SANCHEZ		24-SEP-13
				APPROVED BY		REV
				J.I. SALAZAR		SHEET NUMBER
				CODE		1 OF 1
				DWG NO.		DWG SIZE
				D04		A
				752958		