

EFFECTIVE:
11-SEP-14

SUPERSEDES:
22-MAY-14

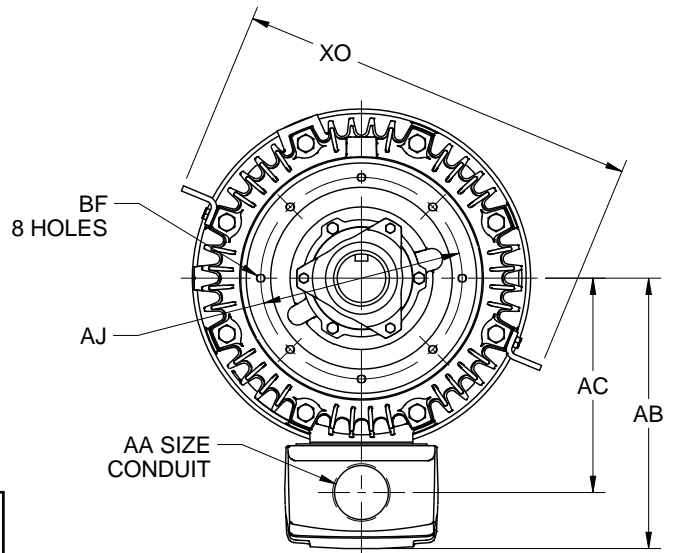
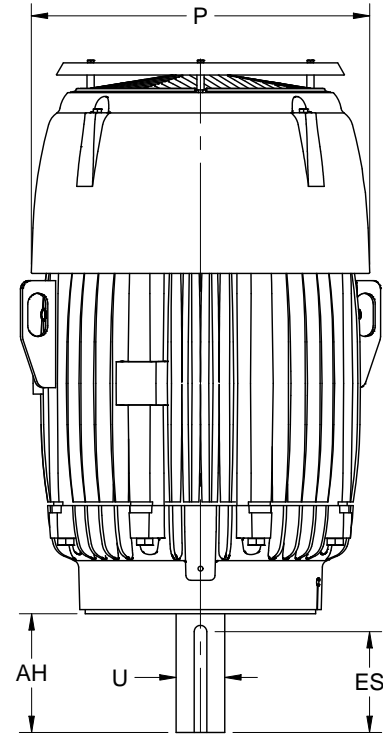
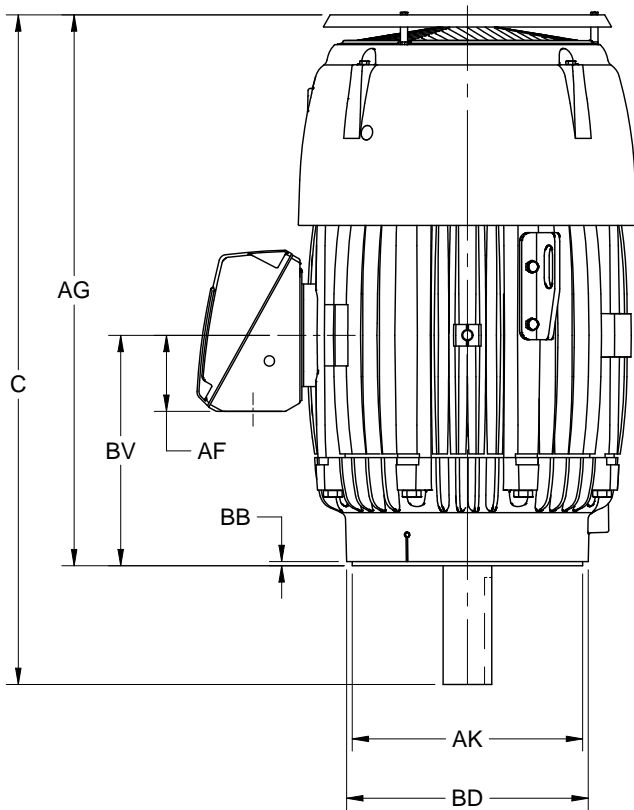
DIMENSION PRINT

TEFC, VERTICALLY MOUNTED

FRAME: 447TC
BASIC TYPE: TCF

PRINT:
07-3080

SHEET:
1 OF 1



ALL DIMENSIONS ARE IN INCHES AND MILLIMETERS

UNITS	C	P ⁵	U -.001	AA
IN	50.00	23.50	3.375	3 1/2 NPT
MM	1270	597	85.73	

UNITS	AB	AC	AF	AG
IN	18.78	14.88	5.28	41.75
MM	477	378	134	1060

UNITS	AH	AJ	AK -.005	BB MIN	BD MAX
IN	8.25	14.000	16.000	.25	18.00
MM	210	355.60	406.40	6	457

UNITS	BF ²	BV	ES MIN	SQ KEY	XO
IN	5/8-11 X .94	17.75	6.91	.875	27.75
MM		451	176	22.23	705

TOLERANCES	
FACE RUNOUT	.007 T.I.R.
PERMISSIBLE ECCENTRICITY OF MOUNTING RABBET	.007 T.I.R.
PERMISSIBLE SHAFT RUNOUT	.003 T.I.R.

1. DIMENSIONS MAY VARY BY .25" DUE TO CASTING AND/OR FABRICATION VARIATIONS.
2. TAP SIZE AND BOLT PENETRATION ALLOWANCE
3. ALL TAPPED HOLES ARE UNIFIED NATIONAL COARSE, RIGHT HAND THREAD.

4. CONDUIT OPENING MAY BE LOCATED IN STEPS OF 90 DEGREES. STANDARD AS SHOWN WITH OPENING DOWN.
5. LARGEST MOTOR WIDTH.
6. TOLERANCES SHOWN ARE IN INCHES ONLY.

07-3080/B

Nidec Motor Corporation
St. Louis, Missouri

INFORMATION DISCLOSED ON THIS DOCUMENT IS CONSIDERED PROPRIETARY AND SHALL NOT BE REPRODUCED OR DISCLOSED WITHOUT WRITTEN CONSENT OF NIDEC MOTOR CORPORATION



ISSUED BY
K. FRIEDMAN
APPROVED BY
J. WAIDMANN

IHP_DP_NMCA (MAR-2011) SOLIDEDGE