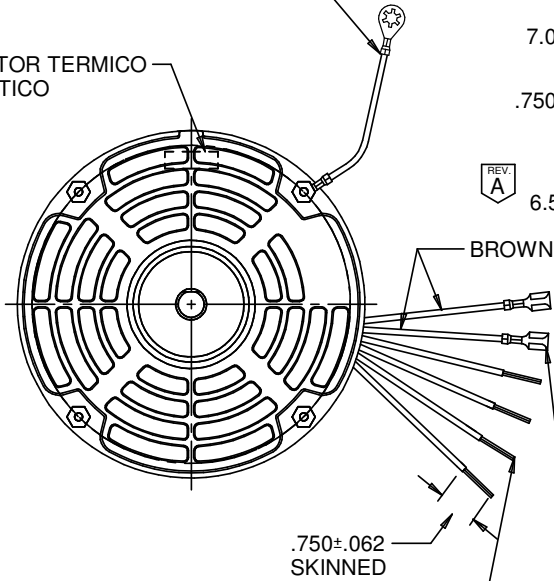


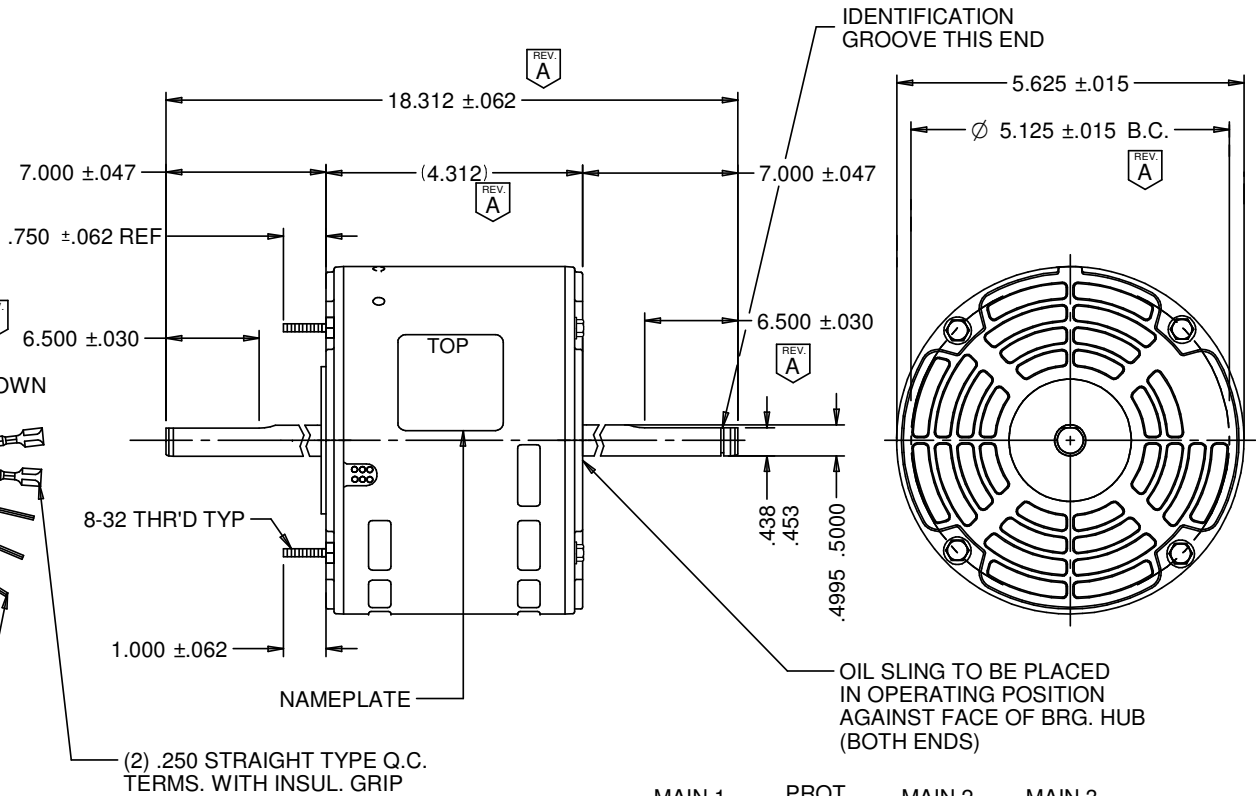
MODEL	REF	CUSTOMER	HP	VOLTS	AMPS	HZ	RPM	ROTATION	CAT NO.	DESCRIPTION / REMARKS
KA55HXSGS-9930		STANDARD	1/3	230	1.9	60	1625/3 SPD	CCW LEAD END	8726	

#16 GREEN GROUND LEAD TO BE 6.000±.250 BETWEEN CENTERS OF TERMS. TERM. TO FIT #10 SCREW

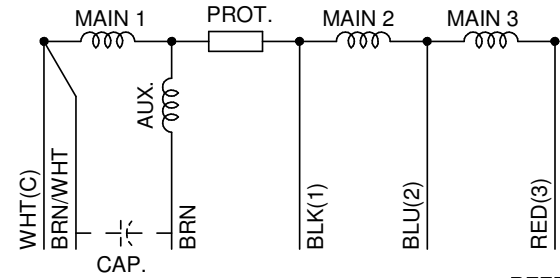
PROTECTOR TERMICO AUTOMATICO



6 LEADS #18, .031 THICK INSUL. TO EXTEND BEYOND MOTOR
 WHT(C)=24.000+2-0, BLK(1)=24.000+2-0
 BLU(2)=24.000+2-0, RED(3)=24.000+2-0
 BRN/WHT=24.000+2-0, BRN=24.000+2-0
 FIGURES ARE PRINT ON LEAD.
 LEADS TO BE PROTECTED WITH A GROMMET



OIL SLING TO BE PLACED IN OPERATING POSITION AGAINST FACE OF BRG. HUB (BOTH ENDS)



NIDEC MOTOR CORPORATION 11-Feb-19

REFER TO S.E.I.M. 24-1

REVISION RECORD FOR: ECO: E32862	
IT WAS ADDED SEVERAL TOLERANCES AND UPDATED DIMENSIONS	
IT WAS ADDED DIAGRAM IN PAGE 3	
ISSUED BY: F. GARCIA	ENGINEER APPROVED: M. DE LEON

DIMENSIONS ARE FOR REFERENCE ONLY

UNLESS TOLERANCE IS SPECIFIED

NIDEC MOTOR CORPORATION			
INFORMATION DISCLOSED ON THIS DOCUMENT IS CONSIDERED PROPRIETARY AND SHALL NOT BE REPRODUCED OR DISCLOSED WITHOUT WRITTEN CONSENT OF NIDEC MOTOR CORPORATION			
TITLE		CODE	ITEM NO.
CUSTOMER DETAIL DRAWING		V02	807370
REVISION DATE:		REVISION DATE:	
11-FEB-19		11-FEB-19	
REV	SHEET NUMBER	DWG SIZE	
A	1 OF 3	B	