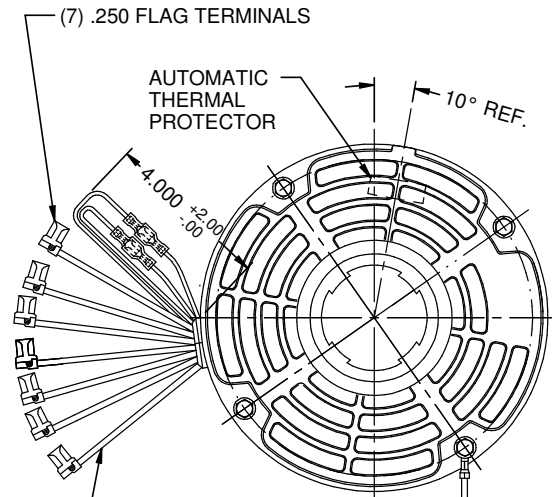
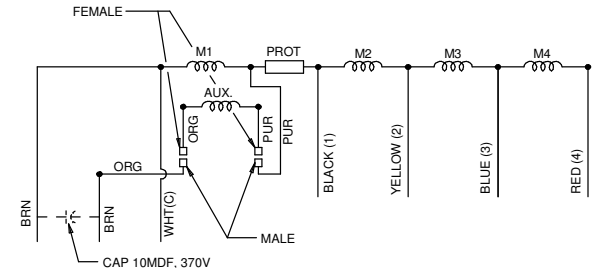
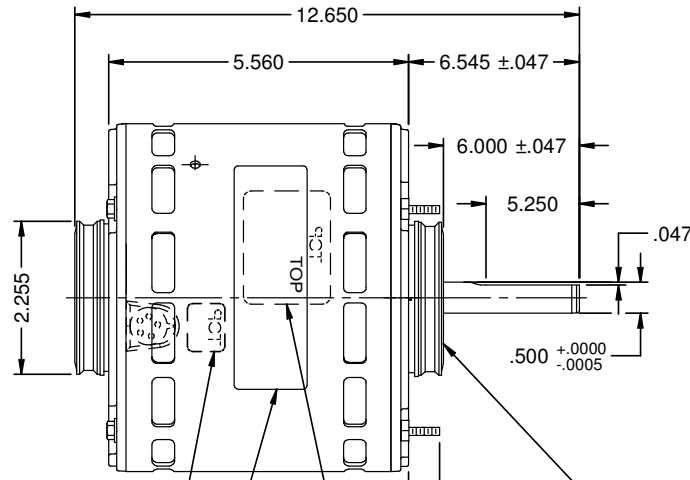


MODEL	REF	CUSTOMER	HP	VOLTS	AMPS	HZ	RPM	ROTATION	CAT. NO	DESCRIPTION / REMARKS
K55BWKDK-9453		STANDARD	3/4	208-230	6.1-5.8	60	1075/4 SPD	C.CW LEAD END REV	5845	

CONNECTION SHOWN IS FOR C.CW. L.E. ROTATION TO REVERSE ROTATION, INTERCHANGE ORANGE AND PURPLE LEADS



7 LEADS, #18, .031 THICK INSUL TO EXTEND BEYOND MOTOR:
 YEL=36.000±1.500, BLK=36.000±1.500,
 BLU=36.000±1.500, WHT=36.000±1.500,
 RED=36.000±1.500, (2) BRN=36.000±1.500



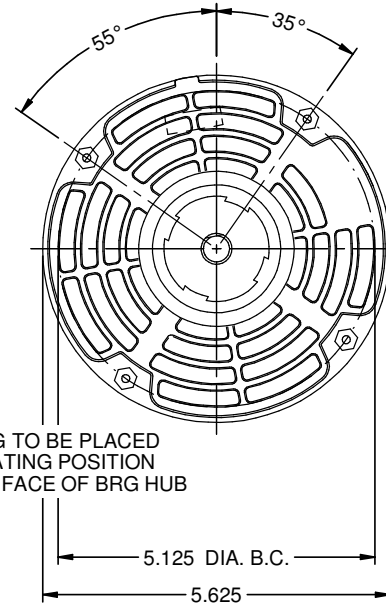
WARNING LABEL TO BE ADJACENT TO REVERSING LEADS

WARNING LABEL OPPOSITE SIDE

NAMEPLATE

#16 GREEN GROUND LEAD TO BE 12.000±.250 BETWEEN CENTERS OF TERMS TERM TO FIT #10 SCREW

OIL SLING TO BE PLACED IN OPERATING POSITION AGAINST FACE OF BRG HUB



NIDEC MOTOR CORPORATION 04-Oct-18

REFER TO S.E.I.M. 24-1

CREATED NEW DRAWING	REVISION RECORD FOR: ECO: E32195
ISSUED BY: F. GARCIA	ENGINEER APPROVED: P. RODRIGUEZ

DIMENSIONS ARE FOR REFERENCE ONLY
 UNLESS TOLERANCE IS SPECIFIED

NIDEC MOTOR CORPORATION			
INFORMATION DISCLOSED ON THIS DOCUMENT IS CONSIDERED PROPRIETARY AND SHALL NOT BE REPRODUCED OR DISCLOSED WITHOUT WRITTEN CONSENT OF NIDEC MOTOR CORPORATION			
TITLE		CODE	ITEM NO.
CUSTOMER DETAIL DRAWING		V02	822804
		REV	SHEET NUMBER
		--	1 OF 3
		REVISION DATE:	DWG SIZE
		04-OCT-18	B