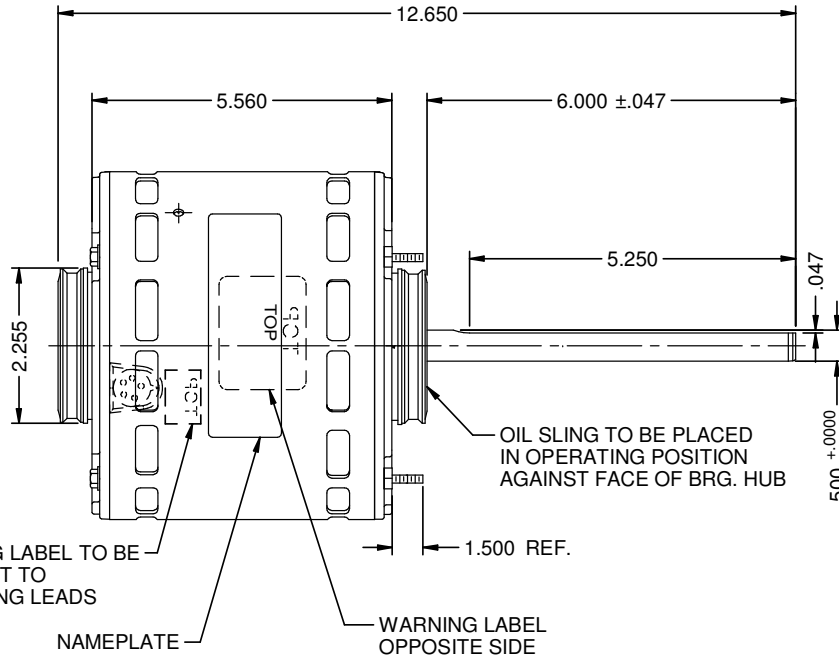
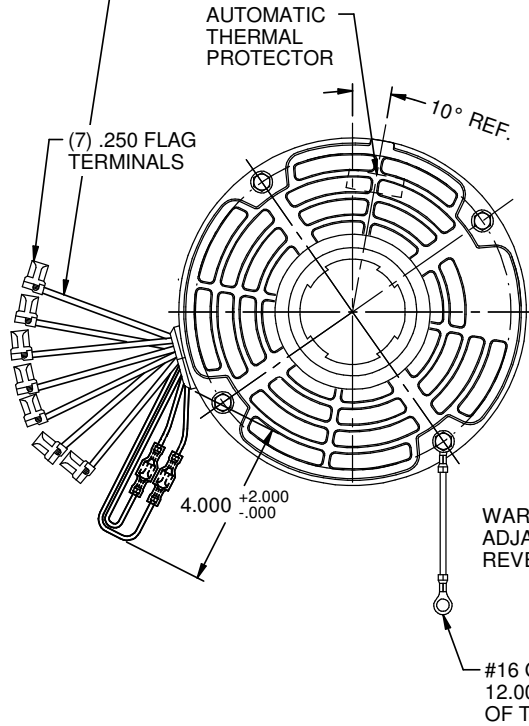
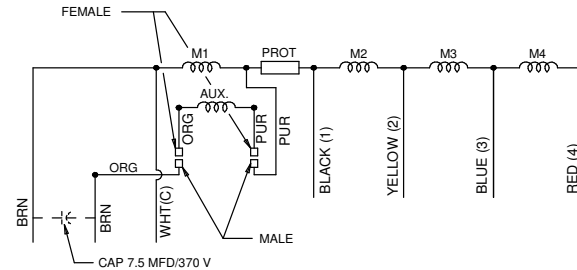
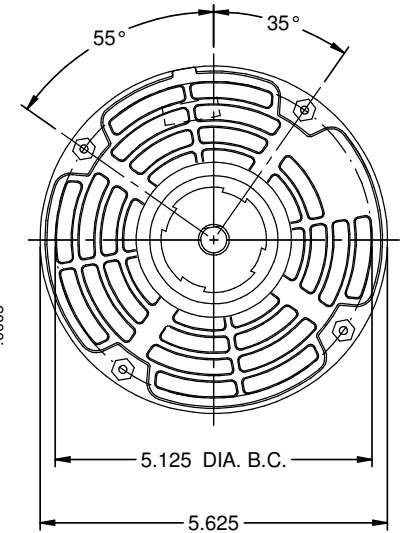


MODEL	REF	CUSTOMER	HP	VOLTS	AMPS	HZ	RPM	ROTATION	CAT. NO	DESCRIPTION / REMARKS
K55HXKDA-9444	-----	STANDARD	1/3	115	4.6	60	1075/4 SPD	C.CW LEAD END REV	5835	

7 LEADS #18, .031 THICK INSUL TO EXTEND BEYOND MOTOR:
 YEL=36.000±1.500, BLK=36.000±1.500,
 BLU=36.000±1.500, WHT=36.000±1.500,
 RED=36.000±1.500, (2) BRN=36.000±1.500



NOTE:
 - KIT - 2 1/2" RING CONVERSION SHIPPED IN CARTON.



CONNECTION SHOWN IS FOR C.CW. L.E. ROTATION TO REVERSE ROTATION INTERCHANGE ORANGE AND PURPLE LEADS.

NIDEC MOTOR CORPORATION 24-Oct-18

REFER TO S.E.I.M. 24-1

CREATED NEW DRAWING	REVISION RECORD FOR: ECO: E32195
ISSUED BY: F. GARCIA	ENGINEER APPROVED: P. RODRIGUEZ

DIMENSIONS ARE FOR REFERENCE ONLY

UNLESS TOLERANCE IS SPECIFIED

NIDEC MOTOR CORPORATION

INFORMATION DISCLOSED ON THIS DOCUMENT IS CONSIDERED PROPRIETARY AND SHALL NOT BE REPRODUCED OR DISCLOSED WITHOUT WRITTEN CONSENT OF NIDEC MOTOR CORPORATION

REVISION DATE: 24-OCT-18

TITLE	CODE	ITEM NO.	REV	SHEET NUMBER	DWG SIZE
CUSTOMER DETAIL DRAWING	V02	823339	--	1 OF 3	B