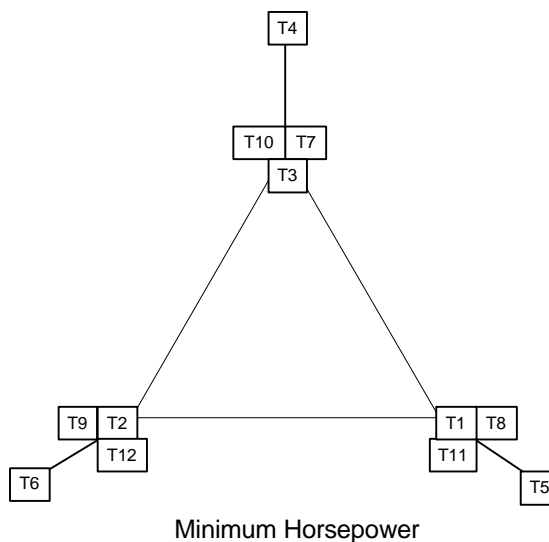
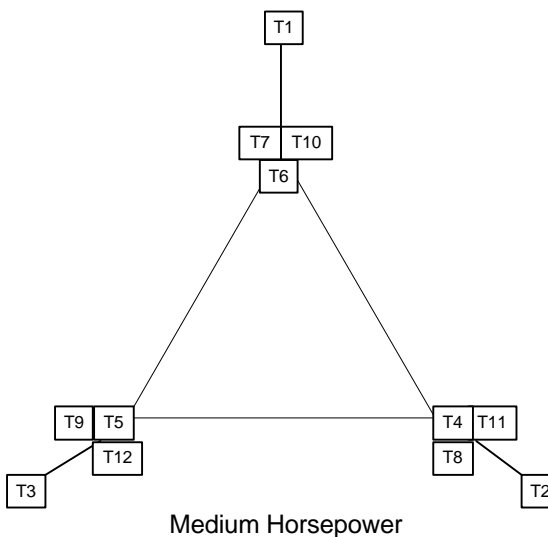
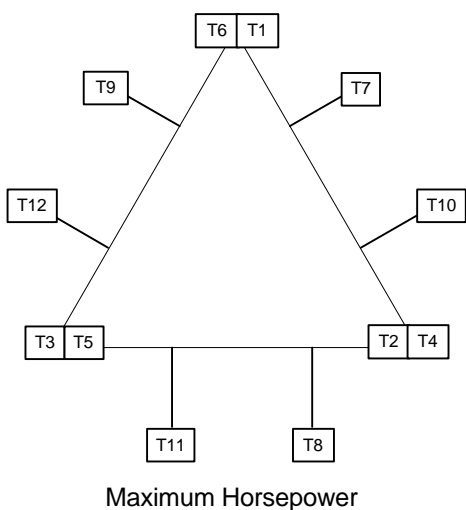




991905

Motor Wiring Diagram Triple Rate Motor Connection Maximum, Medium, & Minimum Horsepower



Triple Rate Motors			
Connections			
	Maximum Horsepower	Medium Horsepower	Minimum Horsepower
Source	T1 - T6 T2 - T4 T3 - T5	T1 T2 T3	T4 T5 T6
Tie Together		T6 - T7 - T10 T4 - T8 - T11 T5 - T9 - T12	T1 - T8 - T11 T2 - T9 - T12 T3 - T7 - T10
Insulate Separately	T7, T8, T9 T10, T11 T12		

To reverse direction of rotation interchange connections L1 and L2.

Each lead may have one or more cables comprising that lead.
In such case each cable will be marked with the appropriate lead number.